

Flair Furnishings

TWILIGHT BOUCLE FABRIC BED FRAME

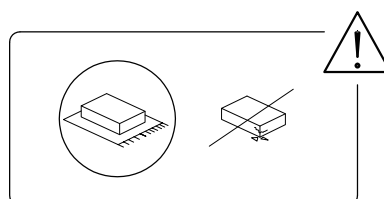
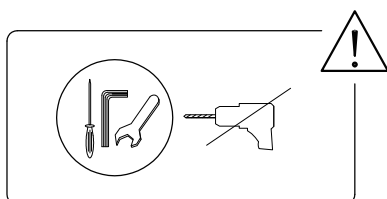
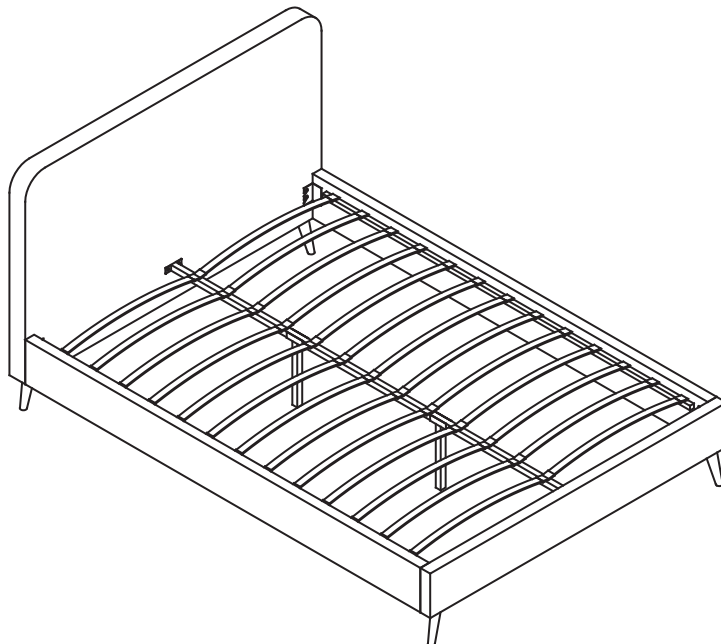
Assembly Instructions

Important

If for any reason you need to return this
Item, you must return it in its original packaging.
Assembled items cannot be returned.

IMPORTANT NOTE * PLEASE CHECK ALL PARTS CAREFULLY BEFORE YOU START
THE ASSEMBLY OF YOUR FURNITURE

- * PLACE ALL PARTS ON A CLEAN AND FLAT SOFT SURFACE TO
PREVENT SCRATCHES.
- * KINDLY FOLLOW THE ASSEMBLY INSTRUCTIONS STEP BY
STEP.

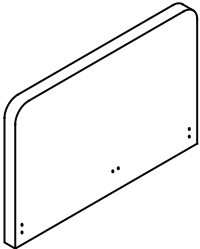
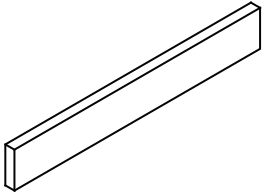
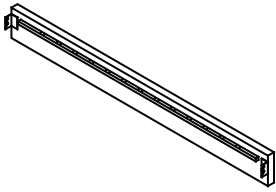
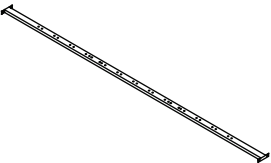
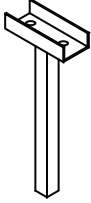


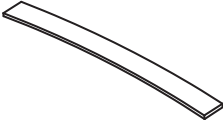



30'






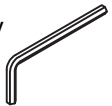

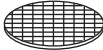


2





Parts

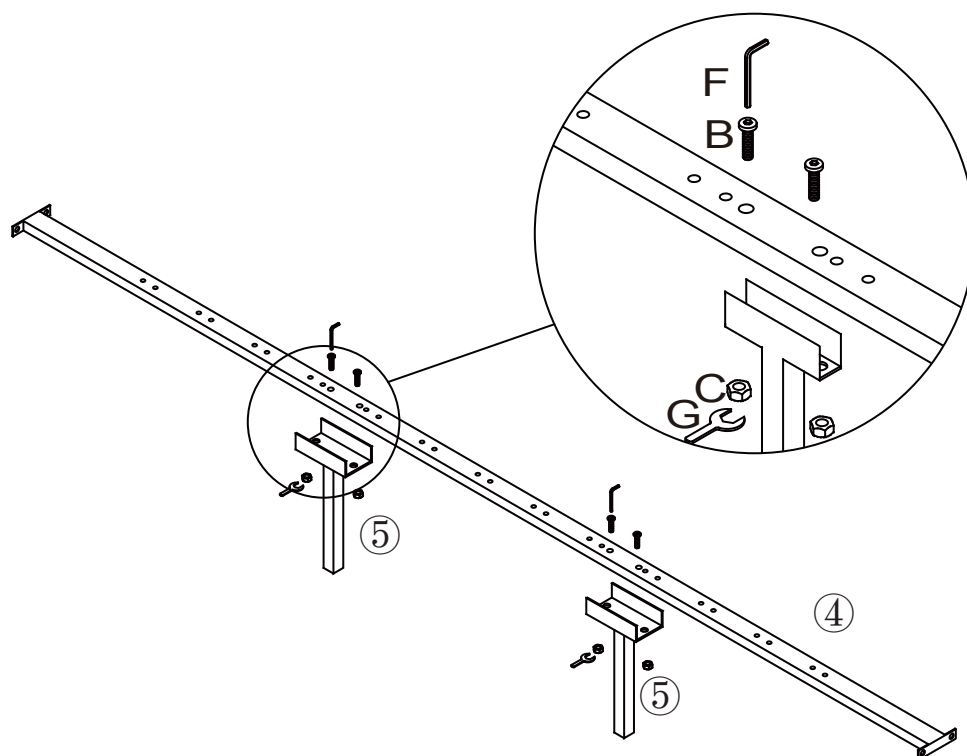
① Headboard-1PC 	② Footboard-1PC 	③ Sideboard-2PCS 	④ Middle Bar-1PC 
⑤ Supporting Legs-2PCS 	⑥ Double Caps-13PCS 	⑦ Single Caps-26PCS 	⑧ Slats-26PCS 
⑨ Solid wood legs, 16cm-4PCS 			

Fittings





Ⓐ x20 M8x30mm Bolt 	Ⓑ x4 M8x35mm Bolt 	Ⓒ x4 M8 Nut 	Ⓓ x8 Spring Washer 	Ⓔ x16 Flat Washer 
Ⓕ x1 Allen Key 	Ⓖ x1 Spanner 	Ⓗ x4 Pad 		

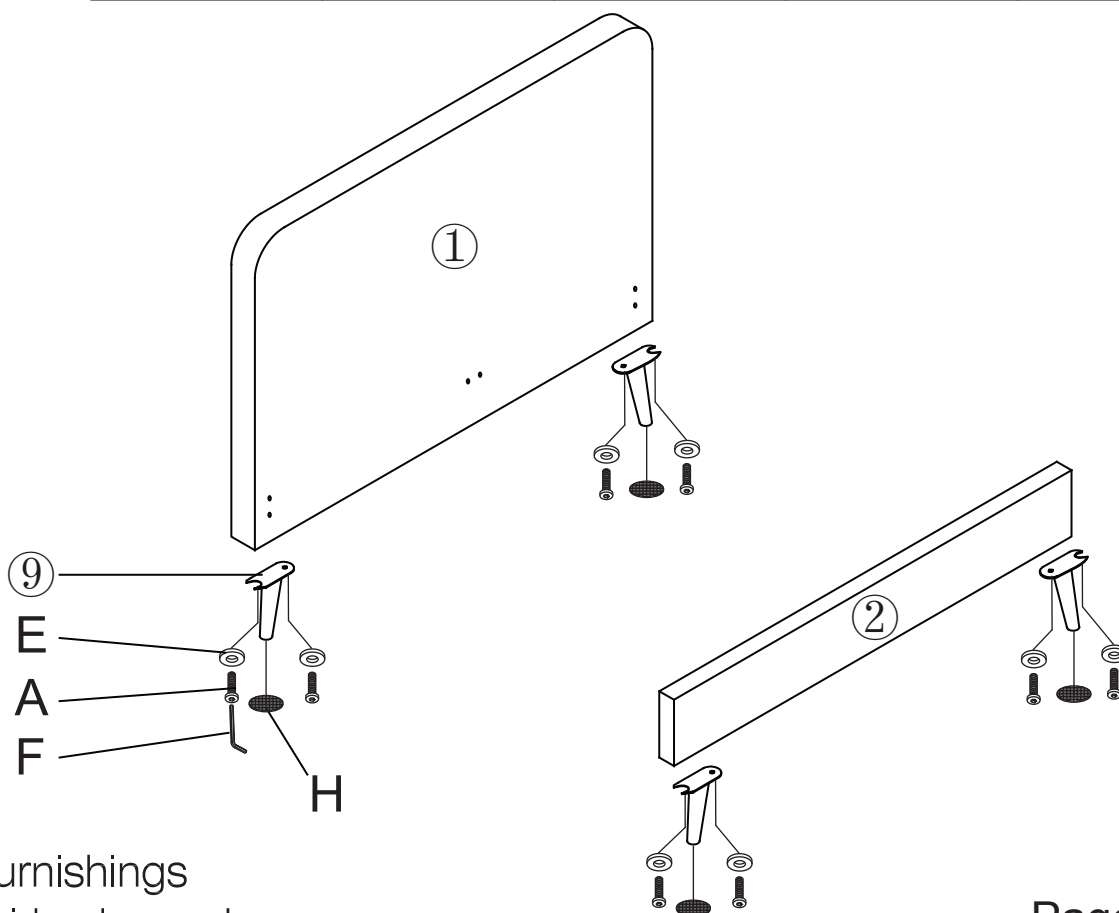
Step 1

B x4 M8x35mm Bolt 	C x4 M8 Nut 	F x1 Allen Key 	G x1 Spanner 	
--	--	---	---	--







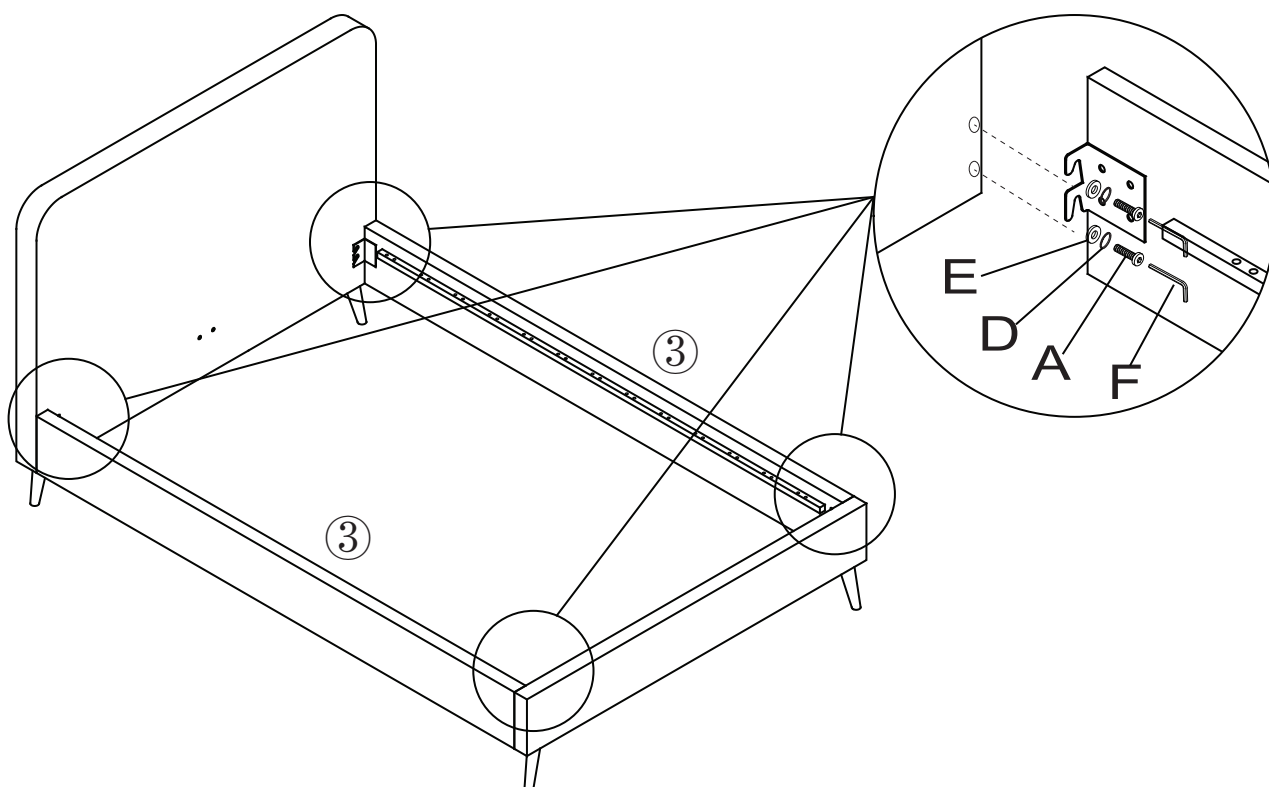
Step 2

A x8 M8x30mm Bolt 	E x8 Flat Washer 	F x1 Allen Key 	H x4 Pad 	
--	---	---	---	--



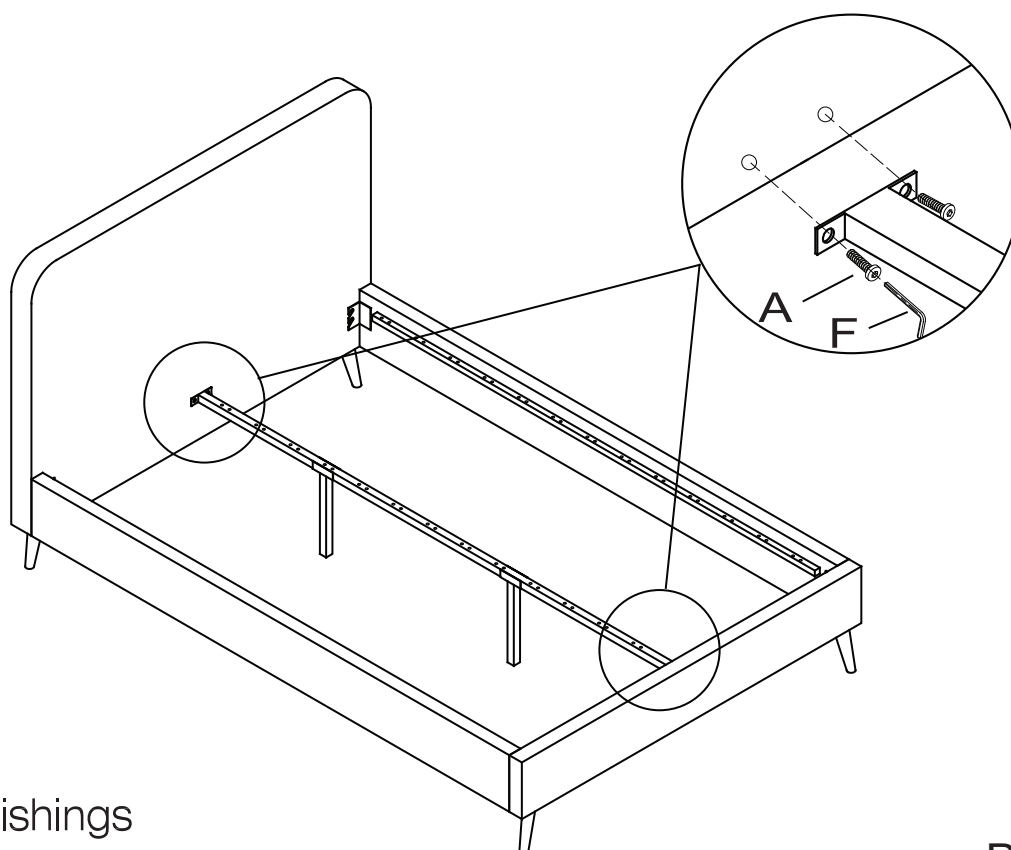
Step 3

(A) x8 M8x30mm Bolt 	(D) x8 Spring Washer 	(E) x8 Flat Washer 	(F) x1 Allen Key 	
--	---	---	---	--



Step 4

(A) x4 M8x30mm Bolt 	(F) x1 Allen Key 			
--	---	--	--	--



Step 5

